

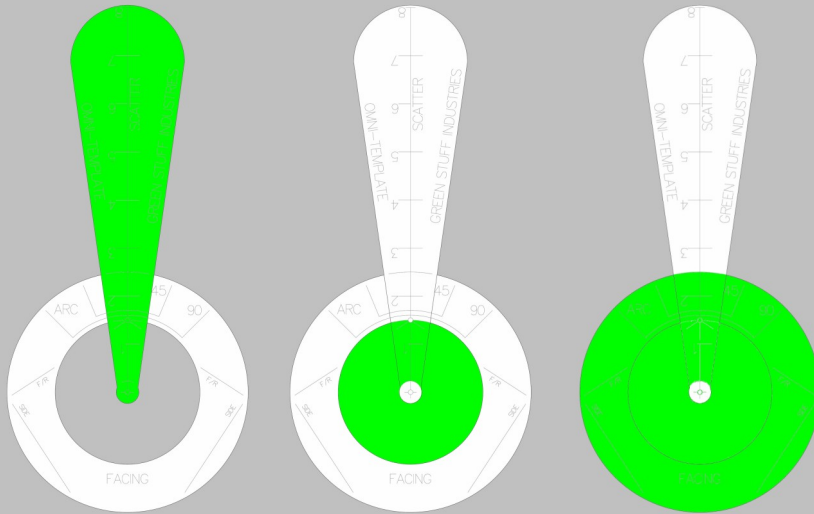


OMNI-TEMPLATE v2

FLAMER

SMALL BLAST

LARGE BLAST



The Omni-Template all three 40k templates in one handy package...

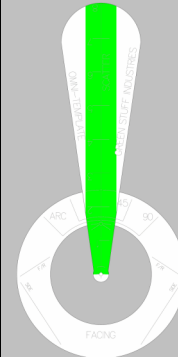
1. A flamer template!
2. A 3" blast template via the inside edge of the ring!
3. A 5" blast template via the outside edge of the ring!

But wait! There's more! Laser etched into the surface of this convenient tool are also 3 valuable game aids!

1. The flamer template doubles as a SCATTER ruler to help measure up to 8" of scatter!
2. 45° and 90° arcs of fire are a snap with the ARC gauge!
3. Figuring out which facing of a Rhino-based vehicle is being targeted is super easy with the FACING gauge!

This template is made for use in games of Warhammer 40,000.

SCATTER

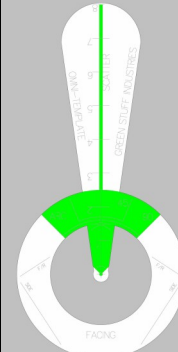


Using the SCATTER RULER is easy!

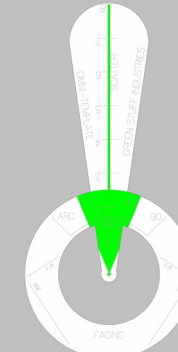
Place the center of the template over the target's base, roll the scatter dice as normal, then measure out along the SCATTER RULER in the direction the dice indicate. Super simple!

8" of scatter can be measured in this way.

90° ARC

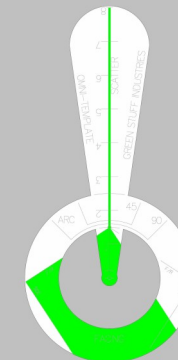
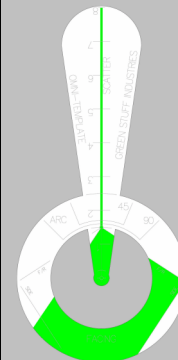


45° ARC



90° and 45° arcs of fire can be indicated by simply placing the center circle at the origin of the arc (the axis of a hull mounted gun, for example) and aligning the center line of the SCATTER RULER with the direction the vehicle is pointing.

FACING



Align a Rhino-based vehicle with "F/R" and "Side" lines and the center line of the SCATTER ruler will indicate the targetable facing!

Remember: if you would like to personalize your Omni-Template, leave the paper masking on until your spray painting is complete!

*Green Stuff Industries is committed to supplying you
with the most well-engineered gaming and modeling tools possible!*

Visit GSI at:
greenstuffindustries.com

